

LIGHT UP YOUR WORLD

RANDON[®]

LED Lights

Luminaries Catalogue

www.randonindia.com

About Us

Founded in 2018, **RANDON** industries is one of the finest lighting companies that provide you with the best lighting solution for wide variety of energy efficient products especially led lightings and its variants such as architectural, domestic, outdoor, indoor lights adhering to the international standards. We are also dedicated to developing the new products using the most cutting-edge lighting technology and designs. Through our highly qualified and experienced professionals, our team guarantees to provide the best service to our valuable consumers.

Manufacturing

We have been manufacturing variety of LED lighting products. Our manufacturing facility is located in Malappuram & Palakkad , Kerala State, India.





Ultra Slim series Panel Lights



INPUT
90 -280 V



System Lumen
120LM/W



Flicker Free
Vision

Model Data

Category	Concealed Panel	Concealed Panel	Concealed Panel	Concealed Panel
Shapes	Round & Square	Round & Square	Round & Square	Round & Square

Electrical Data

Rated Wattage	4W	8W	15W	18W
Power Factor	>0.90	>0.90	>0.90	>0.90
Input Voltage	90-280VAC	90-280VAC	90-280VAC	90-280VAC

Mechanical Data

Material	Aluminium	Aluminium	Aluminium	Aluminium
IP Rating	IP20	IP20	IP20	IP20
Net Weight				
Total Harmonic Distortion (THD)	NIL	NIL	NIL	NIL
Surge Protection	2.5 KV	2.5 KV	2.5 KV	2.5 KV
Efficiency (%)	90%	90%	90%	90%
Color Rendering Index (CRI)	>80	>80	>80	>80

Photo Numerical Data

CCT	2700K -3200K 6000K -6500K	2700K -3200K 6000K -6500K	2700K -3200K 6000K -6500K	2700K -3200K 6000K -6500K
Rated Flux	120LM/W	120LM/W	120LM/W	120LM/W
Beam Angle	120 Degree	120 Degree	120 Degree	120 Degree

Available Colors



Ultra Slim

3 IN ONE series



INPUT
90 -280 V



System Lumen
120LM/W



Flicker Free
Vision

Model Data

Category Concealed Panel Concealed Panel
Shapes Round & Square Round & Square

Electrical

Rated Wattage **8W** **15W**

Power Factor >0.90 >0.90
Input Voltage 90-280VAC 90-280VAC

Mechanical Data

Material Aluminium Aluminium
Net Weight
Efficiency (%) 90% 90%
Color Rendering Index (CRI) >80 >80

Photo Numerical Data

CCT 2700K -3200K 2700K -3200K
6000K -6500K 6000K -6500K

Rated Flux
Beam Angle 120 Degree 120 Degree

Available Colors



Wave Light

SURFACE SERIES



INPUT
90 -280 V



System Lumen
120LM/W



Flicker Free
Vision

Model Data

Category Concealed Panel Concealed Panel Concealed Panel
Shapes Round & Square Round & Square Round & Square

Electrical

Rated Wattage **8W** **15W** **18W**

Power Factor >0.90 >0.90 >0.90
Input Voltage 90-280VAC 90-280VAC 90-280VAC

Mechanical Data


Material Aluminium Aluminium Aluminium
IP Rating IP20 IP20 IP20
Net Weight
Efficiency (%) 90% 90% 90%
Color Rendering Index (CRI) >80 >80 >80

Photo Numerical Data

CCT 2700K -3200K 2700K -3200K 2700K -3200K
6000K -6500K 6000K -6500K 6000K -6500K

Rated Flux
Beam Angle 120 Degree 120 Degree 120 Degree

Available Colors



LED Bulbs



INPUT
90 -280 V



System Lumen
120LM/W



Flicker Free
Vision



2.5KV
Surge

Model Data

Category	9W WONDER LAMP	12W ALPHA LAMP
Shapes	280 D Full Boll	280 D Full Boll

Electrical

Rated Wattage	9W	12W
---------------	-----------	------------

Power Factor	>0.90	>0.90
Input Voltage	90-280VAC	90-280VAC

Mechanical Data

Material	Polycarbonate	Polycarbonate
IP Rating	IP20	IP20
Net Weight	100g	
Surge Protection	2.5KW	2.5KW
Efficiency (%)	90%	90%
Color Rendering index (CRI)	>80	>80

Photo Numerical Data

CCT	2700K -3200K 6000K -6500K	2700K -3200K 6000K -6500K
Rated Flux	900 LM	1200 LM
Beam Angle	280 Degree	280 Degree
Available Colors		



LED Tubelight



INPUT
90 -280 V



System Lumen
120LM/W



Flicker Free
Vision



2.5KV
Surge

Model Data

Category	Batten
Shapes	Square Edge

Electrical

Rated Wattage	22W
---------------	------------


Power Factor	>0.90
Input Voltage	230VAC

Mechanical Data

Material	Polycarbonate
IP Rating	IP20
Net Weight	250g
Surge Protection	2.5KW
Efficiency (%)	90%
Color Rendering index (CRI)	>80

Photo Numerical Data

CCT	2700K -3200K , 6000K -6500K
Rated Flux	2640 LM
Beam Angle	180 Degree
Available Colors	



Junction Lights



INPUT
90 -280 V



System Lumen
120LM/W



2.5KV
Surge

Model Data

Category Junction Light
Shapes Round & Square

Electrical

Rated Wattage **3W**

Power Factor >0.90
Input Voltage 230 V AC

Mechanical Data

Material Polycarbonate
Net Weight 31g
Surge Protection 2.5 KW
Efficiency (%) 90%
Color Rendering index (CRI) >80

Photo Numerical Data

CCT 2700K - 3200K
6000K - 6500K
Rated Flux 225 LM
Beam Angle 120 Degree

Available Colors



Spot Lights

LIGHTZA
LED SPOT LIGHT

LUMLIO
LED SPOT LIGHT



INPUT
90 -280 V



System Lumen
120LM/W

Model Data

Category Spot Lights Spot Lights
Shapes Round Round

Electrical

Rated Wattage **1W** **1W**

Power Factor >0.90 >0.90
Input Voltage 230VAC 230VAC

Mechanical Data

Material Aluminium Aluminium
IP Rating
Net Weight 14g 12g
Efficiency (%) 90% 90%
Color Rendering index (CRI) >80 >80

Photo Numerical Data

CCT 2700K -3200K 2700K -3200K
6000K -6500K 6000K -6500K
Rated Flux 80 LM 80 LM
Beam Angle 120 Degree 120 Degree

Available Colors



Strip Lights

ILANO



INPUT
12 V DC

Model Data

Category

240 LED

Light Strings, Flexible strips
SMD 2835 LED Chip

60 LED

Light Strings, Flexible strips
SMD 4040 LED Chip 60 LED

Electrical

Rated Wattage

19.6W/M

4.8W/M

Power Factor

>0.90

>0.90

Input Voltage

12 V DC

12 V DC

Mechanical Data

Material

Copper

Copper

Net Weight

150g

150g

Working Temperature (°C)

-35 °C to 50 °C

-35 °C to 50 °C

IP Rating

IP20

IP20

Efficiency (%)

90%

90%

Color Rendering

>80

>80

index (CRI)

PCB Width

10mm

10mm

Photo Numerical Data

CCT

2700K - 12000K


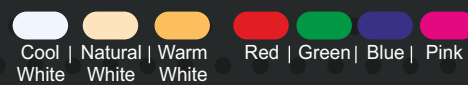
6500K - 7000K

Rated Flux

18 LM/LED

22 LM/LED

Available Colors



LED Drivers



INPUT
90 -280 V



SHORT CIRCUIT
PROTECTION



THERMAL
PROTECTION

Model Data

Category

Non-isolated LED driver

Shapes

Square

Electrical

Rated Wattage

24W,36W,60W,120W & 180W

Power Factor

>0.90

Input Voltage

230VAC

Output Voltage

12VDC

Total Harmonic Distortion (THD)

THD < 20 %

Mechanical Data

Housing Material

Polycarbonate / Steel

IP Rating

IP20

Net Weight

250g - 300g

Working Temperature (°C)

-35 °C to 50 °C

Efficiency (%)

90%

Color Rendering

>80

index (CRI)



Outdoor



INPUT
90-280 V



Model Data

Category	Up-Down Lights	Up-Down Lights	Up-Down Lights
Shapes	Curve	Curve	Curve

Electrical

Rated Wattage	1W -One Way	2W -Two Way	4W -Four Way
Power Factor	>0.90	>0.90	>0.90
Input Voltage	90-280VAC	90-280VAC	90-280VAC

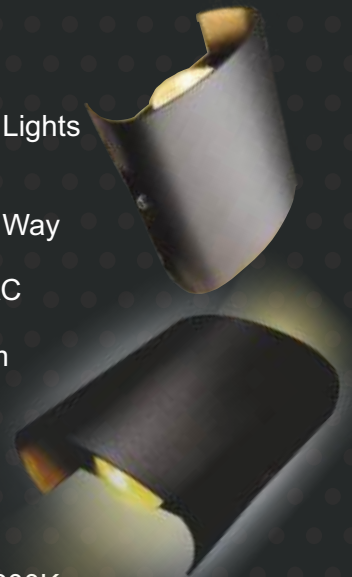
Mechanical Data

Material	Aluminium	Aluminium	Aluminium
IP Rating	IP66	IP66	IP66
Net Weight	100g	100g	150g
Efficiency (%)	90%	90%	90%
Color Rendering index (CRI)	>80	>80	>80

Photo Numerical Data

CCT	2700K -3200K 6000K -6500K	2700K -3200K 6000K -6500K	2700K -3200K 6000K -6500K
-----	------------------------------	------------------------------	------------------------------

Rated Flux	120 Degree	120 Degree	120 Degree
Beam Angle	120 Degree	120 Degree	120 Degree
Available Colors	THREE IN ONE	THREE IN ONE	THREE IN ONE



INPUT
90-280 V



Model Data

Category	Up-Down Lights 2033/1	Up-Down Lights 2033/2
Shapes	Square	Square

Electrical

Rated Wattage	1W -One Way	2W -Two Way
Power Factor	>0.90	>0.90
Input Voltage	90-280VAC	90-280VAC

Mechanical Data

Material	Aluminium	Aluminium
IP Rating	IP66	IP66
Net Weight	100g	100g
Efficiency (%)	90%	90%
Color Rendering index (CRI)	>80	>80

Photo Numerical Data

CCT	2700K -3200K 6000K -6500K	2700K -3200K 6000K -6500K
-----	------------------------------	------------------------------

Rated Flux	120 Degree	120 Degree
Beam Angle	120 Degree	120 Degree

Available Colors	Warm White	Warm White
------------------	------------	------------



LED Bulkhead **DOMINO**



INPUT
90 -280 V



System Lumen
120LM/W



Model Data

Category	Bulkheads	Bulkheads
Shapes	Oval Shape	Oval Shape

Electrical

Rated Wattage	10W	18W
---------------	------------	------------

Power Factor	>0.90	>0.90
Input Voltage	90-230VAC	90-230VAC

Mechanical Data

Material	Polycarbonate	Polycarbonate
IP Rating	Ip65	Ip65
Net Weight	100g	150g
Efficiency (%)	90%	90%
Color Rendering index (CRI)	>80	>80

Photo Numerical Data

CCT	2700K -3200K 6000K -6500K	2700K -3200K 6000K -6500K
Rated Flux	1200 LM	2160 LM
Beam Angle	NIL	NIL
Available Colors		



Solar Street Light **All in One LED**



BATTERY
LifePo4



System Lumen
220LM/W



Solar Energy

Model Data

Category	Solar Street	Solar Street	Solar Street
Shapes	Rectangle/Round	Rectangle/Round	Rectangle/Round

Electrical

Rated Wattage	300W	400W	500W
---------------	-------------	-------------	-------------

Battery	3.5V/3500Ah LifePo4	3.5V/4000Ah LifePo4	3.5V/4500Ah LifePo4
Charging Time	4-6 Hours	4-6 Hours	4-6 Hours
Discharging Time	18-20 Hours	18-20 Hours	18-20 Hours
Solar Panel	5V/40W Monocrystalline Silicon	5V/45W Monocrystalline Silicon	5V/53W Monocrystalline Silicon

Mechanical Data

Material	Aluminium Alloy	Aluminium Alloy	Aluminium Alloy
IP Rating	IP65	IP65	IP65
Net Weight	3.5 KG	4 KG	4.5 KG
Efficiency (%)	90%	90%	90%
Color Rendering index (CRI)	>80	>80	>80

Photo Numerical Data

CCT	6500K -7000K	6500K -7000K	6500K -7000K
Rated Flux	220LM/W	220LM/W	220LM/W
Beam Angle	180 Degree	180 Degree	180 Degree
Available Colors	Cool White	Cool White	Cool White



www.randonindia.com

**RANDON**[®]

LED Lights



PREMIUM
QUALITY

LIGHT UP YOUR WORLD



Scan this QR code
for product features



Mfd. & Marketed by:
ONECLICK SOLUTIONS
K.M TOWER, Room 2/653,
Kottakal - Road, Vadakkemanna
Malappuram Dist.,
Kerala, INDIA. Pin:676504
Customer care: 07559 0000 36